

**TABEL 1**  
**SARANA PENYEDIAAN TENAGA LISTRIK NASIONAL**  
**NATIONAL ELECTRICITY SUPPLY FACILITIES**

URAIAN / DESCRIPTION			AKHIR PELITA V END OF PELITA V 93/94	AKHIR PELITA VI END OF PELITA VI 98/99	1999	2000	2001	2002	2003	2004	2005	2006	
I.	PEMBANGKIT	/ POWER PLANT	MW	23,079.16	35,676.92	36,114.40	36,872.90	23,425.77	21,517.23	24,375.91	27,629.09	27,953.60	30,958.21
	- PEMBANGKIT PLN	/ PLN'S POWER PLANT	MW	13,698.52	20,552.69	20,591.78	20,761.69	21,058.83	21,517.23	21,206.33	22,340.59	22,515.10	24,846.21
	- LISTRIK SWASTA	/ PRIVATE'S	MW	96.44	651.80	651.80	1,608.80	2,366.94	-	3,169.58	5,288,5 *	5,438.50	6,112.00
	- IUKS	/ CAPTIVE POWER		9,284.20	14,472.44	14,870.82	14,502.41	-	-	-	-	-	-
II.	SARANA TRANSMISI												
	SARANA TRANSMISI PLN	/ PLN'S TRANSMISSION LINES											
	- Transmisi TET	/ 500 kV TL (EHVTL)	kms	1,501.51	2,665.46	2,767.66	2,774.00	2,849.00	3,207.00	3,607.61	3,578.27	3,578.27	5,047.78
	- Transmisi TT	/ 25 kV s.d 150 kV TL (HVTL)	kms	15,659.55	21,195.45	21,621.08	22,047.00	23,139.84	24,363.00	24,565.33	27,215.70	27,367.21	27,869.05
	GARDU INDUK		/ SUB STATION										
	- Kapasitas	/ Transformer Capacity	MVA	26,989.24	45,361.10	46,783.60	46,958.00	50,486	51,845.00	53,400.00	54,128.00	53,976.00	54,527.00
	- Jumlah Gardu	/ Units	unit	847.00	962.00	991.00	1,044	1,057.00	1,093.00	1,089.00	1,129.00	1,080.00	1,101.00
III.	SARANA DISTRIBUSI		/ DISTRIBUTION FACILITIES										
	SARANA DISTRIBUSI PLN	/ PLN'S DISTRIBUTION LINES	kms										
	- J T M	/ Medium Voltage (6 - 20) kV	kms	110,509.52	198,086.00	207,615.00	214,311.90	222,355	228,003.00	233,381.60	285,052.17	239,384.16	246,775.43
	- J T R	/ Low Voltage (< 6 kV)	kms	154,713.18	260,927.88	282,922.00	287,531.00	296,744	307,868.00	313,828.78	322,702.79	324,454.18	326,274.01
	GARDU DISTRIBUSI		/ DISTRIBUTION SUBSTATION										
	- Kapasitas	/ Transformer Capacity	MVA	14,847.25	24,678.10	25,063.12	27,550.00	28,585	29,712.66	30,255.52	30,595.13	29,013.33	32,873.70
	- Jumlah Gardu	/ Units	unit	124,624.00	210,656.00	208,727.00	222,992	244,544	230,288.00	230,841.00	241,394.00	254,966.00	259,444.00

Catatan : \* s.d September 2005

**TABEL 2**  
**KAPASITAS TERPASANG PEMBANGKIT TENAGA LISTRIK NASIONAL**  
**NATIONAL INSTALLED CAPACITIES BY TYPE OF POWER PLANT**  
**(MW)**

TAHUN YEAR	P L T BBM/OIL FIRED PP				P L T NON - BBM / NON OIL FIRED PP									PLTM Minihydro	JUMLAH TOTAL
	PLTU-M STEAM OIL PP	PLTD DIESEL PP	PLTG-M OIL FIRED GAS TUR- BINE PP	PLTGU-M COMBINED CYCLE PP	PLTG-U GAS PP	PLTA HYDRO PP	PLTP GEOTHER- MAL PP	PLTU-B STEAM COAL PP	PLTU-G STEAM NATURAL GAS PP	PLTG-G NATURAL GAS TURBINE PP	PLTGU-G COMBINED CYCLE PP	PLT-LK DENDRO THERMAL	PLTM-G COMBINED CYCLE		
<i>REPELITA V</i>															
1989/1990	2,493.75	5,985.29	1,402.91	-	-	2,836.95	140.00	1,742.00	-	1,329.17	-	283.84	-	16,213.91	
1990/1991	2,357.40	6,059.91	1,359.58	-	-	2,959.22	140.00	1,742.00	130.00	1,368.91	-	283.84	-	16,400.86	
1991/1992	2,593.94	6,984.36	1,405.96	-	120.00	3,135.64	140.00	1,742.00	130.00	1,382.33	120.00	298.05	-	18,052.27	
1992/1993	2,580.18	7,476.96	1,536.36	974.70	337.35	3,354.76	140.00	1,821.92	-	1,915.41	337.35	298.05	-	20,773.03	
1993/1994	2,529.58	7,562.77	843.44	1,570.83	131.17	3,355.58	195.00	2,621.92	714.12	1,713.83	1,840.93	-	-	23,079.16	
<i>REPELITA VI</i>															
1994/1995	2,304.58	9,204.72	698.78	1,570.38	-	3,356.71	305.00	2,814.72	1,194.42	2,036.51	2,371.73	302.43	-	26,159.98	
1995	1,704.58	9,641.51	2,534.38	328.95	-	3,363.99	307.50	2,879.72	2,140.46	515.85	4,084.16	302.43	-	27,803.52	
1995/1996	1,574.58	9,842.18	2,678.93	328.95	-	3,362.63	307.50	2,879.72	2,270.46	552.19	4,093.16	302.43	-	28,192.72	
1996	2,504.58	10,187.68	711.95	328.95	-	3,366.01	307.50	2,879.56	1,340.46	2,591.17	4,084.16	302.43	-	28,604.45	
1996/1997	3,054.58	10,224.49	711.95	328.95	-	3,366.01	307.50	2,879.72	1,340.47	2,583.18	4,093.16	302.42	-	29,192.43	
1997	1,537.38	10,503.10	970.75	1,495.73	-	3,620.38	527.50	4,879.72	2,657.02	2,668.18	4,093.16	302.42	-	33,255.33	
1997/1998	1,537.38	10,396.06	970.75	2,415.73	-	3,853.50	527.50	4,879.72	2,938.04	2,583.18	4,093.16	302.42	-	34,497.44	
1998	1,494.58	10,673.79	925.35	2,455.73	-	4,190.64	525.00	5,009.72	2,982.95	2,763.87	4,105.24	302.42	-	35,429.29	
1998/1999	1,494.58	10,955.37	925.35	2,455.73	-	4,190.67	525.00	5,009.72	2,948.98	2,763.87	4,105.24	302.42	-	35,676.92	
1999	1,546.66	11,322.41	911.65	2,436.46	-	4,196.13	525.00	4,834.72	3,157.35	2,755.36	4,125.24	303.42	-	36,114.40	
1999/2000	1,494.58	10,932.33	925.35	2,455.73	-	4,208.48	525.00	5,861.80	5,785.68	2,937.96	4,105.24	302.42	-	39,534.57	
2000	1,546.66	11,223.33	859.71	3,246.56	-	4,199.28	525.00	5,931.47	3,193.43	2,945.09	3,616.66	445.42	-	36,872.90	
2001 *)	1,125.00	3,016.05	921.06	3,381.56	6.00	3,112.61	785.00	5,431.61	1,242.12	1,045.71	3,616.66	147.38	-	23,830.77	
2002 **)	1,255.00	2,589.12	881.06	3,246.56	-	3,155.17	785.00	4,790.00	855.00	343.66	3,616.66	-	-	21,517.23	
2003 *)	1,159.00	2,879.19	1,082.27	2,872.98	-	3,169.77	785.00	7,460.00	955.00	142.45	4,275.24	-	-	24,375.91	
2004 *)	1,155.00	3,277.10	1,356.52	2,435.73	-	3,199.45	800.00	8,755.00	955.00	983.05	4,410.24	-	12.00	27,629.09	
2005 *)	6,770.00	3,325.62	1,865.63	6,220.97	-	3,220.96	800.00	4,095.00	-	858.00	495.00	-	12.42	27,663.60	
2006 *)	6,770.00	3,001.49	1,869.22	6,960.97	-	3,529.11	800.00	6,220.00	-	858.00	934.00	-	12.42	30,958.21	

\*) Tidak termasuk captive power / *Not included captive power*

\*\*) Tidak termasuk captive power dan listrik swasta / *Not included captive power and private power*

**TABEL 3**  
**SARANA PENYEDIAAN TENAGA LISTRIK PLN**  
**PLN'S ELECTRICITY SUPPLY FACILITIES**

URAIAN	DESCRIPTION		AKHIR PELITA VI END OF PELITA VI 98/99	1999	1999/00	2000	2001	2002	2003	2004	2005
<b>I. PEMBANGKIT</b>	<b>/ POWER PLANT</b>	<b>MW</b>	<b>20,552.69</b>	<b>20,591.78</b>	<b>20,382,20 *</b>	<b>20,761.69</b>	<b>21,058.83</b>	<b>21,517.23</b>	<b>21,206.33</b>	<b>22,340.59</b>	<b>22,515.10</b>
<b>JUMLAH PLT-BBM</b>	<b>/ TOTAL OIL FIRED PP</b>	<b>MW</b>	<b>7,013.15</b>	<b>7,124.98</b>	<b>6,388.70</b>	<b>7,781.120</b>	<b>7,837.650</b>	<b>7,971.74</b>	<b>7,645.86</b>	<b>7,880.86</b>	<b>17,838.72</b>
PLTU	/ Steam PP	MW	1,125.00	1,125.00	1,125.00	1,125.000	1,125.00	1,255.00	1,155.00	1,155.00	6,770.00
PLTD	/ Diesel PP	MW	2,507.07	2,651.87	1,882.62	2,549.850	2,585.02	2,589.12	2,670.60	2,933.60	2,982.12
PLTG	/ Gas Turbine PP	MW	925.35	911.65	925.35	859.710	881.06	881.06	1,082.27	1,356.52	1,865.63
PLTGU	/ Combined Cycle PP	MW	2,455.73	2,436.46	2,455.73	3,246.560	3,246.56	3,246.56	2,737.98	2,435.73	6,220.97
<b>JUMLAH PLT NON BBM</b>	<b>/ TOTAL NON-OIL FIRED PP</b>	<b>MW</b>	<b>13,539.54</b>	<b>13,466.80</b>	<b>16,344.05</b>	<b>12,980.57</b>	<b>13,221.18</b>	<b>13,545.49</b>	<b>13,560.47</b>	<b>14,459.74</b>	<b>4,676.38</b>
PLTA	/ Hydro PP	MW	3,006.64	3,012.10	3,024.45	3,015.250	3,105.86	3,155.17	3,167.78	3,199.45	3,220.96
PLTP	/ Geothermal PP	MW	360.00	360.00	360.00	360.000	380.00	785.00	380.00	395.00	395.00
PLTU - B	/ Steam Coal PP	MW	4,790.00	4,615.00	4,790.00	4,790.000	4,920.00	4,790.00	4,790.00	4,790.00	130.00
PLTU - G	/ Steam Natural Gas PP	MW	855.60	1,030.00	3,642.30	855.000	855.00	855.00	955.00	955.00	-
PLTG - G	/ Gas Turbine PP	MW	422.06	324.46	422.06	343.660	343.66	343.66	142.45	983.05	858.00
PLTGU - G	/ Combined Cycle PP	MW	4,105.24	4,125.24	4,105.24	3,616.660	3,616.66	3,616.66	4,125.24	4,125.24	60.00
PLTM - G	/ Combined Cycle PP	MW								12.00	12.42
<b>II. SARANA TRANSMISI</b>	<b>/ TRANSMISSION LINES</b>	<b>kms</b>	<b>23,860.91</b>	<b>24,388.74</b>	<b>24,388.74</b>	<b>24,821.00</b>	<b>25,988.84</b>	<b>27,570.25</b>	<b>28,172.94</b>	<b>30,793.97</b>	<b>30,945.48</b>
- Transmisi TET	/ 500 kV TL (EHVTL)	kms	2,665.46	2,767.66	2,767.66	2,774	2,849.00	3,207.00	3,607.61	3,578.27	3,578.27
- Transmisi TT	/ 25 s.d 150 kV TL (HVTL)	kms	21,195.45	21,621.08	21,621.08	22,047	23,140	24,363.25	24,565.33	27,215.70	27,367.21
GARDU INDUK	/ SUB STATION										
- Kapasitas	/ Transformer Capacity	MVA	45,361.10	46,783.60	46,783.60	46,958	50,486	51,845.00	53,400.00	54,128.00	53,976.00
- Jumlah Gardu	/ Units	unit	962.00	991.00	991.00	1,044	1,057	1,093	1,089	1,129	1,080
<b>III. SARANA DISTRIBUSI</b>	<b>/ DISTRIBUTION LINES</b>	<b>kms</b>	<b>459,013.88</b>	<b>502,532.00</b>	<b>502,532.00</b>	<b>501,842.90</b>	<b>519,099.05</b>	<b>535,870.25</b>	<b>547,210.38</b>	<b>607,754.96</b>	<b>563,838.34</b>
JTM	/ Medium Voltage (6 s.d 20 kV)	kms	198,086.00	219,610.00	219,610.00	214,312	222,355	228,002.86	233,381.60	285,052.17	239,384.16
JTR	/ Low Voltage (< 6 kV)	kms	260,927.88	282,922.00	282,922.00	287,531	296,744	307,867.39	313,828.78	322,702.79	324,454.18
GARDU DISTRIBUSI	/ DISTRIBUTION SUBSTATION										
- Kapasitas	/ Transformer Capacity	MVA	24,678.10	25,063.12	25,063.12	27,550	28,585	29,712.66	30,255.52	30,595.13	29,013.33
- Jumlah Gardu	/ Units	unit	210,656.00	208,727.00	208,727.00	222,992	244,544	230,288.00	230,841.00	241,394	254,966

<b>2006</b>
<b>24,846.21</b>
<b>18,541.68</b>
6,770.00
2,941.49
1,869.22
6,960.97
<b>6,304.53</b>
3,529.11
395.00
1,450.00
-
858.00
60.00
12.42
<b>32,916.83</b>
5,047.78
27,869.05
54,527.00
1,101
<b>573,049.44</b>
246,775.43
326,274.01
32,873.70
259,444

**TABEL 4**  
**KAPASITAS TERPASANG PEMBANGKIT TENAGA LISTRIK MENURUT JENIS PEMBANGKIT PLN**  
**PLN'S INSTALLED CAPACITIES BY TYPE OF POWER PLANT**  
**(MW)**

TAHUN YEAR	P L T B B M / O I L F I R E D P P				P L T N O N - B B M / N O N O I L F I R E D P P							JUMLAH TOTAL
	PLTU-M STEAM OIL PP	PLTD DIESEL PP	PLTG-M GAS TURBINE OIL PP	PLTGU-M COMBINED CYCLE PP	PLTA HYDRO PP	PLTP GEOTHER- MAL PP	PLTU-B STEAM COAL PP	PLTU-G STEAM NATU- RAL GAS PP	PLTG-G NATURAL GAS TURBINE PP	PLTGU-G COMBINED CYCLE PP	PLTM-G COMBINED CYCLE PP	
<i>REPELITA V</i>												
1989/1990	2,216.95	1,794.89	1,002.91	-	1,972.95	140.00	1,730.00	-	230.77	-	-	9,088.47
1990/1991	2,080.60	1,869.51	959.58	-	2,095.22	140.00	1,730.00	130.00	270.51	-	-	9,275.42
1991/1992	2,080.60	1,945.96	823.34	-	2,115.20	140.00	1,730.00	130.00	270.51	120.00	-	9,355.61
1992/1993	2,210.60	2,059.56	952.24	974.70	2,178.32	140.00	1,730.00	-	270.52	337.35	-	10,853.29
1993/1994	2,160.60	2,118.74	843.44	1,570.38	2,178.26	195.00	2,530.00	130.00	131.17	1,840.93	-	13,698.52
<i>REPELITA VI</i>												
1994/1995	1,935.00	2,186.92	698.78	1,570.38	2,178.27	305.00	2,595.00	225.60	303.68	2,371.73	-	14,370.36
1995	1,335.00	2,246.55	574.80	328.95	2,179.95	307.50	2,660.00	825.60	427.91	4,084.16	-	14,970.41
1995/1996	1,205.00	2,333.54	719.35	328.95	2,178.59	307.50	2,660.00	955.60	326.37	4,093.16	-	15,108.06
1996	2,135.00	2,591.32	711.95	328.95	2,181.98	307.50	2,660.00	25.60	326.37	4,084.16	-	15,352.83
1996/1997	2,685.00	2,591.31	711.95	328.95	2,181.98	307.50	2,660.00	25.60	326.37	4,093.16	-	15,911.82
1997	1,167.80	2,490.28	970.75	1,495.73	2,436.35	362.50	4,660.00	942.80	326.37	4,093.16	-	18,945.74
1997/1998	1,167.80	2,382.55	970.75	2,415.73	2,669.46	362.50	4,660.00	942.80	326.37	4,093.16	-	19,991.12
1998	1,125.00	2,507.65	925.35	2,455.73	3,006.61	360.00	4,790.00	855.60	422.06	4,105.24	-	20,553.24
1998/1999	1,125.00	2,507.07	925.35	2,455.73	3,006.64	360.00	4,790.00	855.60	422.06	4,105.24	-	20,552.69
1999	1,125.00	2,651.87	911.65	2,436.46	3,012.10	360.00	4,615.00	1,030.00	324.46	4,125.24	-	20,591.78
1999/2000	1,125.00	1,882.62	925.35	2,455.73	3,024.45	360.00	4,790.00	3,642.30	422.06	4,105.24	-	20,382.20
2000	1,125.00	2,549.85	859.71	3,246.56	3,015.25	360.00	4,790.00	855.00	343.66	3,616.66	-	20,761.69
2001	1,125.00	2,585.02	881.06	3,246.56	3,105.86	380.00	4,920.00	855.00	343.66	3,616.66	-	21,058.83
2002	1,255.00	2,589.12	881.06	3,246.56	3,155.17	380.00	4,790.00	855.00	343.66	3,616.66	-	21,112.23
2003	1,155.00	2,670.60	1,082.27	2,737.98	3,167.78	380.00	4,790.00	955.00	142.45	4,125.24	-	21,206.33
2004	1,155.00	2,933.60	1,356.52	2,435.73	3,199.45	395.00	4,790.00	955.00	983.05	4,125.24	12.00	22,340.59
2005	6,770.00	2,982.12	1,865.63	6,220.97	3,220.96	395.00	130.00	-	858.00	60.00	12.42	22,515.10
2006	6,770.00	2,941.49	1,869.22	6,960.97	3,529.11	395.00	1,450.00	-	858.00	60.00	12.42	24,846.21

PLTU-M	PLTD	PLTG-M	PLTGU-M	PLTA	PLTP	PLTU-B	PLTU-G	PLTG-G	PLTGU-G	PLTM-G	JUMLAH
--------	------	--------	---------	------	------	--------	--------	--------	---------	--------	--------

**TABEL 5**  
**KAPASITAS TERPASANG PEMBANGKIT TENAGA LISTRIK PLN MENURUT JENIS PEMBANGKIT PER WILAYAH 2006**  
**PLN'S INSTALLED CAPACITY BY TYPE OF POWER PLANT AND BY REGION 2006**  
**(MW)**

No Nr.	WILAYAH/ PROPINSI	REGION/ PROVINCE	KAPASITAS TERPASANG (MW) / INSTALLED CAPACITY											JUMLAH TOTAL	
			PLT A HYDRO	PLT P GEO- THERMAL	PLTU-M STEAM OIL	PLTU-B STEAM COAL	PLTU-G STEAM NATURAL GAS	PLT D DIESEL	PLTG-M GAS TURBINE	PLTG-G NATURAL GAS TURBINE	PLTGU-M COMBINED CYCLE	PLTGU-G COMBINED CYCLE	PLTM-G COMBINED CYCLE		
1	Nanggroe Aceh Darussalam	Nanggroe Aceh Darussalam	1.88	-	-	-	-	144.84	-	-	-	-	-	-	146.72
2	Sumatera Utara	North Sumatera	-	-	-	-	-	0.44	-	-	-	-	-	-	0.44
3	Sumatera Barat	West Sumatera	0.65	-	-	-	-	44.06	-	-	-	-	-	-	44.70
4	Riau	Riau	-	-	-	-	-	210.68	-	-	-	-	-	-	210.68
5	Sumatera Selatan	South Sumatera	-	-	-	-	-	14.21	-	-	-	-	-	-	14.21
6	Jambi	Jambi	-	-	-	-	-	24.99	-	-	-	-	-	-	24.99
7	Bengkulu	Bengkulu	1.60	-	-	-	-	16.37	-	-	-	-	-	-	17.97
8	Bangka Belitung	Bangka Belitung	-	-	-	-	-	89.49	-	-	-	-	-	-	89.49
9	Lampung	Lampung	-	-	-	-	-	7.05	-	-	-	-	-	-	7.05
10	Kalimantan Barat	West Kalimantan	-	-	-	-	-	248.21	34.00	-	-	-	-	-	282.21
11	Kalimantan Selatan	South Kalimantan	30.03	-	-	130.00	-	130.93	21.00	-	-	-	-	-	311.96
12	Kalimantan Tengah	Centre Kalimantan	-	-	-	-	-	85.27	-	-	-	-	-	-	85.27
13	Kalimantan Timur	East Kalimantan	0.22	-	-	-	-	228.54	-	-	-	-	60.00	-	288.76
14	Sulawesi Utara	North Sulawesi	54.88	20.00	-	-	-	117.00	-	-	-	-	-	-	191.88
15	Gorontalo	Gorontalo	-	-	-	-	-	41.00	-	-	-	-	-	-	41.00
16	Sulawesi Tengah	Centre Sulawesi	10.00	-	-	-	-	125.12	-	-	-	-	-	-	135.12
17	Sulawesi Selatan	South Sulawesi	147.72	-	25.00	-	-	112.23	122.72	-	-	-	-	-	416.99
18	Sulawesi Tenggara	South East Sulawesi	1.60	-	-	-	-	72.35	-	-	-	-	-	-	73.95
19	Sulawesi Barat	West Sulawesi	-	-	-	-	-	3.27	-	-	-	-	-	-	-
20	Maluku	Maluku	-	-	-	-	-	137.57	-	-	-	-	-	-	137.57
21	Maluku Utara	North Maluku	-	-	-	-	-	59.08	-	-	-	-	-	-	59.08
22	Papua	Papua	4.04	-	-	-	-	165.90	-	-	-	-	-	-	169.94
23	Distribusi Bali	Dist. Bali	-	-	-	-	-	5.64	-	-	-	-	-	-	5.64
24	Nusa Tenggara Barat	West Nusa Tenggara	0.92	-	-	-	-	148.80	-	-	-	-	-	-	149.72
25	Nusa Tenggara Timur	East Nusa Tenggara	1.10	-	-	-	-	121.85	-	-	-	-	-	-	122.95
26	PT PLN Batam	PT PLN BATAM	-	-	-	-	-	139.90	-	-	-	-	-	-	139.90
27	PT PLN Tarakan	PT PLN TARAKAN	-	-	-	-	-	19.22	-	-	-	-	-	12.42	31.64
28	Kit Sumbagut	Kit Sumbagut	253.55	-	260.00	-	-	109.16	166.33	-	817.88	-	-	-	1,606.92
29	Kit Sumbagsel	Kit Sumbagsel	611.54	-	485.00	-	-	215.00	318.42	-	-	-	-	-	1,629.96
30	P3B Sumatera	P3B Sumatera	-	-	-	-	-	-	-	-	-	-	-	-	-
	<b>LUAR JAWA</b>	<b>OUT SIDE JAVA</b>	<b>1,119.73</b>	<b>20.00</b>	<b>770.00</b>	<b>130.00</b>	<b>-</b>	<b>2,838.17</b>	<b>662.46</b>	<b>-</b>	<b>817.88</b>	<b>60.00</b>	<b>12.42</b>	<b>6,430.66</b>	
31	Dist. Jawa Timur	Dist. East Java	2.45	-	-	-	-	11.21	-	-	-	-	-	-	13.66
32	Jawa Tengah	Dist. Central Java	0.38	-	-	-	-	-	-	-	-	-	-	-	0.38
33	D.I. Yogyakarta	D.I Yogyakarta	0.26	-	-	-	-	-	-	-	-	-	-	-	0.26
34	Jawa Barat	West Java	0.71	-	-	-	-	-	-	-	-	-	-	-	0.71
35	Banten	Banten	-	-	-	-	-	0.22	-	-	-	-	-	-	0.22
36	Dist. Jakarta Raya dan Tangerang	Dist. Jakarta Raya dan Tangerang	-	-	-	-	-	-	-	-	-	-	-	-	-
37	PT Indonesia Power	PT Indonesia Power	1,116.20	375.00	3,900.00	-	-	91.90	846.36	-	2,675.73	-	-	-	9,005.19
38	PT PJB	PT PJB	1,289.38	-	2,100.00	-	-	-	360.40	-	2,727.36	-	-	-	6,477.14
39	P3B Jawa Bali	P3B Jawa Bali	-	-	-	-	-	-	-	-	-	-	-	-	-
40	Pembangkitan Muara Tawar	Pembangkitan Muara Tawar	-	-	-	-	-	-	-	858.00	-	-	-	-	858.00
41	Pembangkitan Cilegon	Pembangkitan Cilegon	-	-	-	-	-	-	-	-	740.00	-	-	-	740.00
42	Pembangkitan Tanjung Jati B	Pembangkitan Tanjung Jati B	-	-	-	1,320.00	-	-	-	-	-	-	-	-	1,320.00
	<b>J A W A</b>	<b>J A V A</b>	<b>2,409.38</b>	<b>375.00</b>	<b>6,000.00</b>	<b>1,320.00</b>	<b>-</b>	<b>103.33</b>	<b>1,206.76</b>	<b>858.00</b>	<b>6,143.09</b>	<b>-</b>	<b>-</b>	<b>18,415.55</b>	
	<b>INDONESIA</b>	<b>INDONESIA</b>	<b>3,529.11</b>	<b>395.00</b>	<b>6,770.00</b>	<b>1,450.00</b>	<b>-</b>	<b>2,941.49</b>	<b>1,869.22</b>	<b>858.00</b>	<b>6,960.97</b>	<b>60.00</b>	<b>12.42</b>	<b>24,846.21</b>	

**2008    3,501.54    415.00    6,984.00    1,550.00    2,956.25    1,925.63    858.00    6,960.97    60.00    12.00    0.10    25,223.49**

2007	3,529.11	395.00	6,770.00	1,450.00	-	2,941.49	1,869.22	858.00	6,960.97	60.00	12.42	24,846.21
	(27.57)	20.00	214.00	100.00	2,956.25	(1,015.86)	(1,011.22)	6,102.97	(6,900.97)	(48.00)	(12.32)	377.28



**TABEL 6**  
**JUMLAH UNIT PEMBANGKIT PLN MENURUT JENIS PEMBANGKIT PER WILAYAH 2006**  
**PLN'S NUMBER OF UNIT POWER PLAN BY TYPE OF POWER PLANT AND BY REGION 2006**  
**(UNIT)**

No Nr.	WILAYAH/ PROPINSI	REGION/ PROVINCE	PLTA	PLTU	PLTG	PLTGU	PLTP	PLTD	PLTMG	JUMLAH
1	Wilayah Nanggroe Aceh Darussalam	<i>Nanggroe Aceh Darussalam</i>	3	-	-	-	-	211	-	214
2	Wilayah Sumatera Utara	<i>North Sumatera</i>	-	-	-	-	-	5	-	5
3	Wilayah Sumatera Barat	<i>West Sumatera</i>	3	-	-	-	-	146	-	149
4	Wilayah Riau	<i>Riau</i>	-	-	-	-	-	397	-	397
5	Sumatera Selatan	<i>South Sumatera</i>	-	-	-	-	-	99	-	99
6	Jambi	<i>Jambi</i>	-	-	-	-	-	145	-	145
7	Bengkulu	<i>Bengkulu</i>	2	-	-	-	-	85	-	87
8	Bangka Belitung	<i>Bangka Belitung</i>	-	-	-	-	-	82	-	82
9	Lampung	<i>Lampung</i>	-	-	-	-	-	46	-	46
10	Kalimantan Barat	<i>West Kalimantan</i>	-	-	1	-	-	370	-	371
11	Kalimantan Selatan	<i>South Kalimantan</i>	4	2	1	-	-	115	-	122
12	Kalimantan Tengah	<i>Centre Kalimantan</i>	-	-	-	-	-	258	-	258
13	Kalimantan Timur	<i>East Kalimantan</i>	1	-	-	3	-	301	-	305
14	Sulawesi Utara	<i>North Sulawesi</i>	15	-	-	-	1	189	-	205
15	Gorontalo	<i>Gorontalo</i>	-	-	-	-	-	52	-	52
16	Sulawesi Tengah	<i>Centre Sulawesi</i>	8	-	-	-	-	286	-	294
17	Sulawesi Selatan	<i>South Sulawesi</i>	7	2	5	-	-	99	-	113
18	Sulawesi Tenggara	<i>South East Sulawesi</i>	2	-	-	-	-	159	-	161
19	Sulawesi Barat	<i>West Sulawesi</i>	-	-	-	-	-	32	-	32
20	Maluku	<i>Maluku</i>	-	-	-	-	-	291	-	291
21	Maluku Utara	<i>North Maluku</i>	-	-	-	-	-	167	-	167
22	Papua	<i>Papua</i>	9	-	-	-	-	373	-	382
23	Distribusi Bali	<i>Dist. Bali</i>	-	-	-	-	-	27	-	27
24	Nusa Tenggara Barat	<i>West Nusa Tenggara</i>	2	-	-	-	-	154	-	156
25	Nusa Tenggara Timur	<i>East Nusa Tenggara</i>	3	-	-	-	-	391	-	394
26	PT PLN Batam	<i>PT PLN BATAM</i>	-	-	-	-	-	25	-	25
27	PT PLN Tarakan	<i>PT PLN TARAKAN</i>	-	-	-	-	-	9	2	11
28	Kit Sumbagut	<i>Kit Sumbagut</i>	20	4	9	6	-	40	-	79
29	Kit Sumbagsel	<i>Kit Sumbagsel</i>	24	8	14	-	-	46	-	92
	<b>LUAR JAWA</b>	<b>OUT SIDE JAVA</b>	<b>103</b>	<b>16</b>	<b>30</b>	<b>9</b>	<b>1</b>	<b>4,600</b>	<b>2</b>	<b>4,761</b>
30	Dist. Jawa Timur	<i>Dist. East Java</i>	3	-	-	-	-	49	-	52
31	Jawa Tengah	<i>Dist. Central Java</i>	2	-	-	-	-	-	-	2
32	Yogyakarta	<i>D.I Yogyakarta</i>	1	-	-	-	-	-	-	1
33	Jawa Barat	<i>West Java</i>	4	-	-	-	-	-	-	4
34	Banten	<i>Banten</i>	-	-	-	-	-	2	-	2
35	Dist. Jakarta Raya dan Tangerang	<i>Dist. Jakarta Raya dan Tangerang</i>	-	-	-	-	-	-	-	-
36	PT Indonesia Power	<i>PT Indonesia Power</i>	56	14	18	20	7	17	-	132
37	PT PJB	<i>PT PJB</i>	34	11	6	22	-	-	-	73
38	Pembangkitan Muara Tawar	<i>Pembangkitan Muara Tawar</i>	-	-	6	-	-	-	-	6
39	Pembangkitan Cilegon	<i>Pembangkitan Cilegon</i>	-	-	-	2	-	-	-	2
40	Pembangkitan Tanjung Jati B	<i>Pembangkitan Tanjung Jati B</i>	-	2	-	-	-	-	-	2
	<b>J A W A</b>	<b>J A V A</b>	<b>100</b>	<b>27</b>	<b>30</b>	<b>44</b>	<b>7</b>	<b>68</b>	<b>-</b>	<b>276</b>
	<b>INDONESIA</b>	<b>INDONESIA</b>	<b>203</b>	<b>43</b>	<b>60</b>	<b>53</b>	<b>8</b>	<b>4,668</b>	<b>2</b>	<b>5,037</b>

Catatan / Note : Jumlah PLTD PT PLN Tarakan, termasuk PLTD/G (Diesel Gas/Dual Fuel) / IP mengubah PLTGU Grati dan PLTGU Pemaron menjadi PLTG / *Number of PLTD PT PLN Tarakan is include PLTD/G (Diesel/Dual Fuel) IP change PLTGU Grati and PLTGU Pemaron to PLTG*

Catatan tahun 2006 : / *Note in 2006 :*  
 Jumlah unit pembangkit mengalami penurunan disebabkan koreksi angka dari Wil. NTT. / *Number of unit power plant is discreded cause of correction on NTT*  
 Pada th 2005 jumlah unit pembangkit Wil NTT sebesar 560 unit, tetapi pada th 2006 *In 2005 Number of unit power plant NTT is 560, but in 2006 is corrected to 394*

dikoreksi menjadi 394 unit pembangkit

**TABEL 7**  
**DAYA MAMPU KAPASITAS TERPASANG PEMBANGKIT TENAGA LISTRIK PLN**  
**RATED CAPACITY OF POWER PLANT**  
**(MW)**

<b>TAHUN YEAR</b>	<b>PLTA HYDRO PP</b>	<b>PLTU STEAM PP</b>	<b>PLTG GAS PP</b>	<b>PLTGU COMBINED CYCLE PP</b>	<b>PLTP GEOTHER- MAL PP</b>	<b>PLTD*) DIESEL PP</b>	<b>JUMLAH TOTAL</b>
1997	2,409.01	6,107.00	992.25	5,563.54	360.00	1,792.09	17,223.89
1998	2,994.64	6,700.40	1,086.86	6,463.09	360.00	1,649.36	19,254.35
1999	2,985.10	6,671.50	997.81	6,264.09	360.00	1,890.45	19,168.95
2000	2,747.42	6,508.31	901.90	6,456.13	360.00	1,692.64	18,666.40
2001	2,952.45	6,502.28	1,054.82	6,306.19	379.62	1,694.48	18,889.84
2002	2,836.16	6,144.17	861.99	6,074.35	379.88	1,657.33	17,953.88
2003	3,122.93	6,185.50	1,457.00	5,923.40	360.00	1,730.41	18,779.24
2004	2,991.63	5,934.52	1,435.89	5,609.65	359.16	1,713.02	18,043.87
2005	3,079.53	5,657.07	2,829.11	5,854.39	339.86	1,776.42	19,536.38
2006	3,283.24	7,608.16	2,323.48	6,493.77	373.71	1,937.27	22,019.63

Catatan/Note : \*) Termasuk PLTMG, mulai tahun 2004/include PLTMG since 1994

**TABEL 8**  
**DAYA MAMPU KAPASITAS TERPASANG PEMBANGKIT TENAGA LISTRIK PLN MENURUT JENIS PEMBANGKIT PER WILAYAH 2006**  
**RATED CAPACITY OF POWER PLANT BY TYPE AND BY REGION 2006**  
**(MW)**

NO. Nr.	WILAYAH/ PROPINSI	REGION/ PROVINCE	PLTA	PLTU	PLTG	PLTGU	PLTP	PLTD	PLTMG	Jumlah	(%)
1	Nanggroe Aceh Darussalam	<i>Nanggroe Aceh Darussalam</i>	0.18	-	-	-	-	93.05	-	93.23	0.42
2	Sumatera Utara	<i>North Sumatera</i>	-	-	-	-	-	0.39	-	0.39	0.00
3	Sumatera Barat	<i>West Sumatera</i>	0.35	-	-	-	-	29.52	-	29.87	0.14
4	Riau	<i>Riau</i>	-	-	-	-	-	140.34	-	140.34	0.64
5	Sumatera Selatan	<i>South Sumatera</i>	-	-	-	-	-	10.67	-	10.67	0.05
6	Jambi	<i>Jambi</i>	-	-	-	-	-	15.89	-	15.89	0.07
7	Bengkulu	<i>Bengkulu</i>	1.42	-	-	-	-	10.88	-	12.30	0.06
8	Bangka Belitung	<i>Bangka Belitung</i>	-	-	-	-	-	60.27	-	60.27	0.27
9	Lampung	<i>Lampung</i>	-	-	-	-	-	4.67	-	4.67	0.02
10	Kalimantan Barat	<i>West Kalimantan</i>	-	-	31.00	-	-	181.37	-	212.37	0.96
11	Kalimantan Selatan	<i>South Kalimantan</i>	15.00	130.00	17.50	-	-	94.39	-	256.89	1.17
12	Kalimantan Tengah	<i>Centre Kalimantan</i>	-	-	-	-	-	58.61	-	58.61	0.27
13	Kalimantan Timur	<i>East Kalimantan</i>	-	-	-	54.00	-	147.63	-	201.63	0.92
14	Sulawesi Utara	<i>North Sulawesi</i>	51.00	-	-	-	20.00	62.53	-	133.53	0.61
15	Gorontalo	<i>Gorontalo</i>	-	-	-	-	-	19.93	-	19.93	0.09
16	Sulawesi Tengah	<i>Centre Sulawesi</i>	4.85	-	-	-	-	74.85	-	79.70	0.36
17	Sulawesi Selatan	<i>South Sulawesi</i>	147.17	10.50	110.30	-	-	56.62	-	324.59	1.47
18	Sulawesi Tenggara	<i>South East Sulawesi</i>	1.53	-	-	-	-	57.56	-	59.09	0.27
19	Sulawesi Barat	<i>West Sulawesi</i>	-	-	-	-	-	2.80	-	2.80	0.01
20	Maluku	<i>Maluku</i>	-	-	-	-	-	82.43	-	82.43	0.37
21	Maluku Utara	<i>North Maluku</i>	-	-	-	-	-	40.95	-	40.95	0.19
22	Papua	<i>Papua</i>	3.18	-	-	-	-	106.71	-	109.89	0.50
23	Distribusi Bali	<i>Dist. Bali</i>	-	-	-	-	-	2.69	-	2.69	0.01
24	Nusa Tenggara Barat	<i>West Nusa Tenggara</i>	0.40	-	-	-	-	110.18	-	110.58	0.50
25	Nusa Tenggara Timur	<i>East Nusa Tenggara</i>	0.90	-	-	-	-	72.86	-	73.76	0.33
26	PT PLN Batam	<i>PT PLN BATAM</i>	-	-	-	-	-	66.20	-	66.20	0.30
27	PT PLN Tarakan	<i>PT PLN TARAKAN</i>	-	-	-	-	-	13.20	11.60	24.80	0.11
28	Kit Sumbagut	<i>Kit Sumbagut</i>	253.04	198.00	98.00	726.00	-	65.85	-	1,340.89	6.09
29	Kit Sumbagsel	<i>Kit Sumbagsel</i>	597.17	427.06	268.72	-	-	167.58	-	1,460.53	6.63
30	P3B Sumatera	<i>P3B Sumatera</i>	-	-	-	-	-	-	-	-	-
	LUAR JAWA	<i>OUT SIDE JAVA</i>	1,076.19	765.56	525.52	780.00	20.00	1,850.60	11.60	5,029.47	22.84
31	Dist. Jawa Timur	<i>Dist. East Java</i>	1.80	-	-	-	-	9.32	-	11.12	0.05
32	Dist. Jawa Tengah	<i>Dist. Central Java</i>	-	-	-	-	-	-	-	-	-
33	D.I. Yogyakarta	<i>D.I Yogyakarta</i>	-	-	-	-	-	-	-	-	-
34	Dist. Jawa Barat	<i>West Java</i>	-	-	-	-	-	-	-	-	-
35	Dist. Banten	<i>Banten</i>	-	-	-	-	-	0.16	-	0.16	0.00
36	Dist. Jakarta Raya dan Tangerang	<i>Dist. Jakarta Raya dan Tangerang</i>	-	-	-	-	-	-	-	-	-
37	PT Indonesia Power	<i>PT Indonesia Power</i>	1,097.97	3,654.60	755.96	2,446.77	353.71	65.59	-	8,374.60	38.03
38	PT PJB	<i>PT PJB</i>	1,107.28	1,868.00	184.00	2,527.00	-	-	-	5,686.28	25.82
39	P3B Jawa Bali	<i>P3B Jawa Bali</i>	-	-	-	-	-	-	-	-	-
40	Pembangkitan Muara Tawar	<i>Pembangkitan Muara Tawar</i>	-	-	858.00	-	-	-	-	858.00	-
41	Pembangkitan Cilegon	<i>Pembangkitan Cilegon</i>	-	-	-	740.00	-	-	-	740.00	-
42	Pembangkitan Tanjung Jati B	<i>Pembangkitan Tanjung Jati B</i>	-	1,320.00	-	-	-	-	-	1,320.00	-

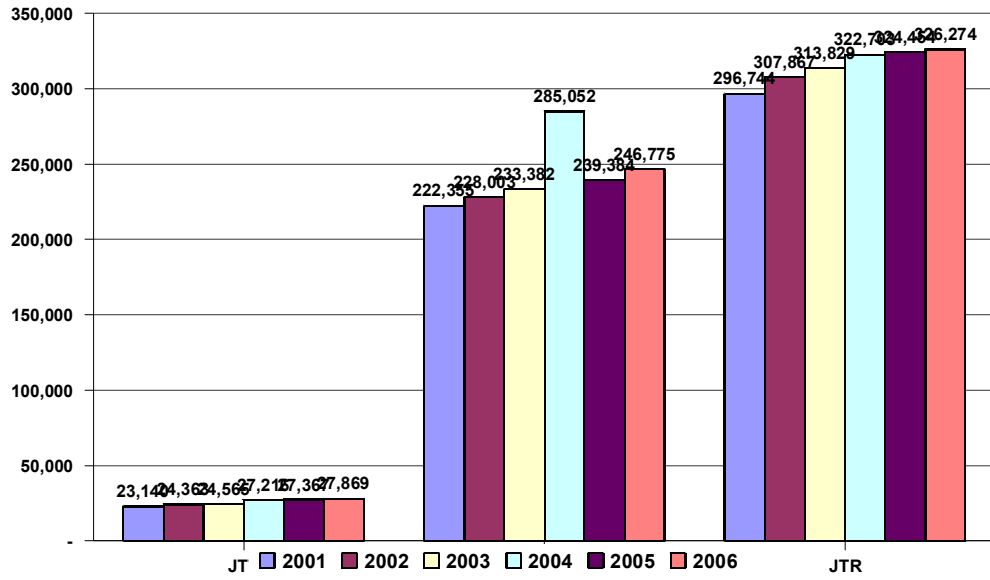
Jawa	JAVA	2,207.05	6,842.60	1,797.96	5,713.77	353.71	75.07	-	16,990.16	77.16
Indonesia	INDONESIA	3,283.24	7,608.16	2,323.48	6,493.77	373.71	1,925.67	11.60	22,019.63	100.00

DAYA MAMPU KAPASITAS TERPASANG PEMBANGKIT TENAGA LISTRIK PLN MENURUT JENIS PEMBANGKIT  
PER WILAYAH (MW) 2006  
PLN'S CAPABILITY OF INSTALLED CAPACITY POWER PLANT BY TYPE AND BY REGION (MW) 2006

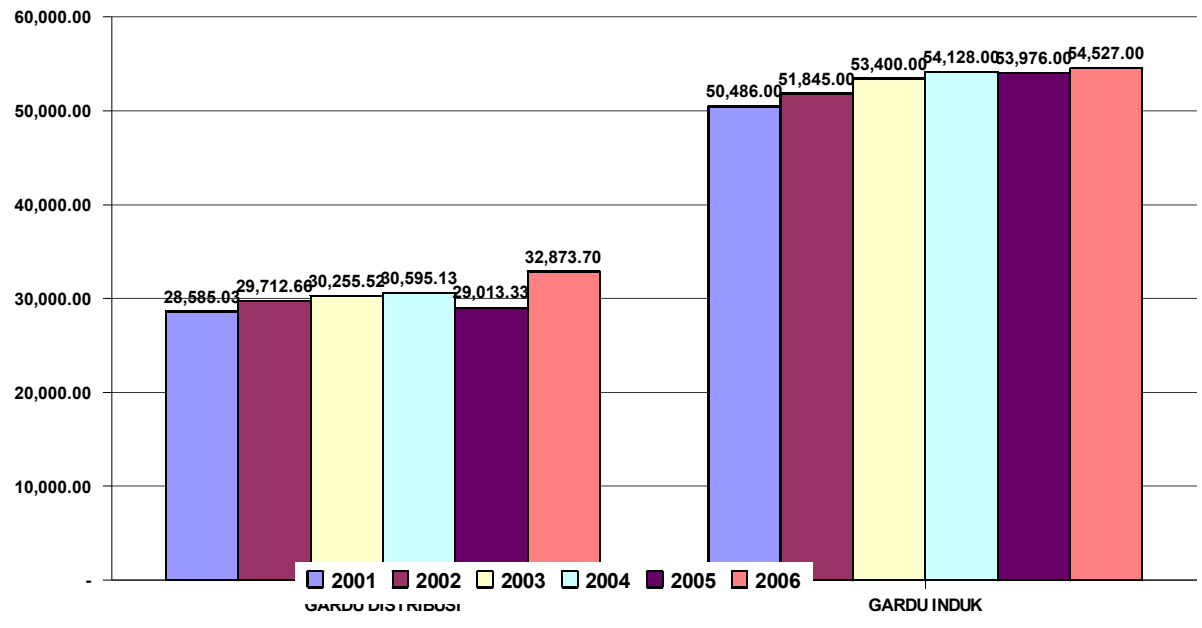
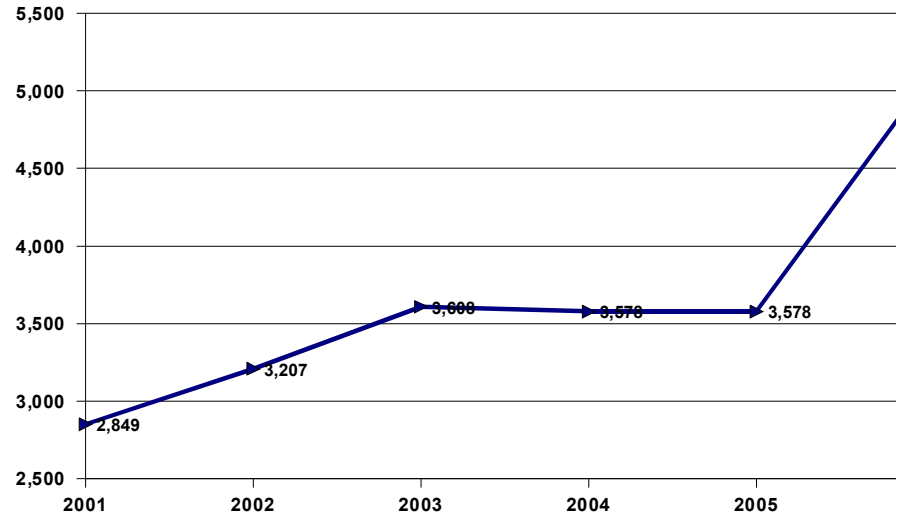
###

**TABEL 32**  
**PEMBANGKIT LISTRIK SWASTA PER WILAYAH DESEMBER 2006**  
**THE PRIVATE POWER BY REGION DECEMBER 2006**  
**(MW)**

<b>WILAYAH</b>	<b>REGION</b>	<b>PLTP GEO- THERMAL</b>	<b>PLTU-B STEAM COAL</b>	<b>PLTD DIESEL</b>	<b>PLTGU-G COMBINED CYCLE</b>	<b>PLTM Minihydro</b>	<b>JUMLAH/TOTAL</b>
SUMATERA SELATAN	<i>South Sumatera</i>	-	-	-	200.00		<b>200.00</b>
SULAWESI SELATAN	<i>South Sulawesi</i>	-	-	60.00	200.00		<b>260.00</b>
SULAWESI TENGAH	<i>Center Sulawesi</i>	-	-	-	-	3.00	<b>3.00</b>
DIST JAWA TIMUR	<i>Dist. of East Jawa</i>	-	2,450.00	-	-		<b>2,450.00</b>
DIST. JAWA TENGAH	<i>Dist of Central Java</i>	60.00	1,920.00	-	-		<b>1,980.00</b>
DIST JAWA BARAT	<i>Dist. Of West Jawa</i>	345.00	-	-	474.00		<b>819.00</b>
BANTEN	<i>Banten</i>		400.00				<b>400.00</b>
<b>JUMLAH</b>	<b>TOTAL</b>	<b>405.00</b>	<b>4,770.00</b>	<b>60.00</b>	<b>874.00</b>	<b>3.00</b>	<b>6,112.00</b>



Jaringan Tegangan Ekstra Tinggi (2001 - 2006)  
High Voltage Transmission Lines (kmc)





—

5,04

—

—

—

—

2006

**TABEL 10**  
**JARINGAN TRANSMISI DAN DISTRIBUSI PLN PER WILAYAH 2005**  
**PLN'S TRANSMISSION AND DISTRIBUTION LINES BY REGION 2005**

No. Nr.	WILAYAH / REGION	SARANA JARINGAN TRANSMISI/ TRANSMISSION LINES				SARANA JARINGAN DISTRIBUSI/DISTRIBUTION LINES				
		JTET E H V kms kmc	JTT H V kms kmc	GARDU INDUK SUB STATION		J T M/ MEDIUM VOLTAGE kms/kmc	J T R/ LOW VOLTAGE kms/kmc	GARDU DISTRIBUSI DIST. SUBSTATION		
				Buah Units	(MVA)			Buah Units	(MVA)	
1	NANGGROE ACEH DARUSSALAM					9,049.78	10,664.00	4,842	342.00	
2	SUMATERA UTARA					21,981.08	22,731.00	15,485	1,683.00	
3	SUMATERA BARAT					8,356.79	9,565.00	4,992	477.58	
4	R I A U					5,093.00	6,598.00	4,380	523.00	
5	SUMATERA SELATAN					7,659.20	7,194.34	4,320	610.72	
6	JAMBI					2,359.31	2,806.50	1,853	219.75	
7	BENGKULU					2,289.49	2,307.17	1,145	112.10	
8	BANGKA BELITUNG					1,783.70	1,618.60	870	99.05	
9	LAMPUNG					6,596.00	8,356.00	4,230	511.00	
10	KALIMANTAN BARAT		154.00	12	230.00	7,921.00	7,893.41	4,594	371.73	
11	KALIMANTAN SELATAN		941.30	39	761.00	6,165.16	5,906.61	4,054	391.67	
12	KALIMANTAN TENGAH					2,997.84	2,600.39	1,875	130.13	
13	KALIMANTAN TIMUR		292.20	15	390.00	4,132.00	4,198.00	3,379	404.00	
14	SULAWESI UTARA		431.64	24	321.00	3,069.46	2,773.58	2,412	260.62	
15	GORONTALO			2	18.00	1,218.26	1,723.82	798	59.72	
16	SULAWESI TENGAH					4,711.27	3,895.60	2,357	162.66	
17	SULAWESI SELATAN		1,803.92	55	1,134.00	9,880.42	10,789.96	8,139	650.44	
18	SULAWESI TENGGARA					2,863.33	2,956.75	2,032	102.44	
19	SULAWESI BARAT		50.36	1.00	20.00	837.25	815.29	653	32.13	
20	MALUKU					2,454.02	1,281.63	1,133	79.83	
21	MALUKU UTARA					1,530.98	760.37	696	51.17	
22	PAPUA					2,076.06	3,836.00	1,502	164.78	
23	BALI			27	811.00	5,090.00	6,540.00	5,317	870.00	
24	NUSA TENGGARA BARAT					3,079.02	2,815.00	1,783	156.00	
25	NUSA TENGGARA TIMUR					3,642.00	3,923.00	1,922	143.25	
26	BATAM		112.18	8	270.00	703.00	563.00	447	246.00	
27	PT PLN TARAKAN					132.00	215.00	234	38.00	
28	Kitlur. SUMBAGUT					-	-	-	-	
29	Kit. SUMBAGSEL					-	-	-	-	
30	P3B Sumatera		8,854.89	166	4,979.00	-	-	-	-	
	LUAR JAWA		0.00	12,640.50	349	8,934.00	127,671.43	135,328.01	85,444.00	8,892.76
31	JAWA TIMUR					29,730.00	52,846.00	42,169	6,514.00	
32	JAWA TENGAH					37,711.10	39,448.91	79,456	3,636.54	
33	D.I YOGYAKARTA					4,518.90	7,101.09	10,359	527.46	
34	JAWA BARAT					28,886.73	53,695.00	25,982	6,457.28	
35	BANTEN					5,127.27	9,910.00	3,395	596.66	
36	DKI JAYA & TANGERANG					13,130.00	27,945.00	12,639	6,249.00	
37	PT Indonesia Power					-	-	-	-	
38	PT PJB					-	-	-	-	
39	P3B		5,047.78	15,228.55	752	45,593.00	-	-	-	
	J A W A		5,047.78	15,228.55	752	45,593.00	119,104.00	190,946.00	174,000.00	23,980.94
	INDONESIA		5,047.78	27,869.05	1,101	54,527.00	246,775.43	326,274.01	259,444.00	32,873.70



128,788  
124,961

179,092

TABEL 28

**KAPASITAS TERPASANG PEMBANGKIT TENAGA LISTRIK CAPTIVE POWER MENURUT JENIS PEMBANGKIT  
YANG TELAH MEMPUYAI IZIN DI TIAP PROPINSI S/D 31 DESEMBER 2000  
CAPTIVE POWER PERMITTED INSTALLED CAPACITY BY TYPE OF POWER PLANT AND PROVINCE UP TO DECEMBER, 31 2000  
(MW)**

No. Nr.	PROPINSI	PROVINCE	PLTA HYDRO PP	PLTU-M STEAM OIL PP	PLTU-BB STEAM COAL PP	PLTU - G STEAM NATURAL GAS PP	PLTD DIESEL PP	PLTG GAS TURBINE PP	PLTU-LK DENDRO THERMAL PP	JUMLAH TOTAL
1.	D.I ACEH	ACEH	-	-	-	56.66	91.21	292.17	40.98	481.02
2.	SUMATERA UTARA	NORTH SUMATERA	-	-	-	-	128.29	2.40	83.42	214.11
3.	SUMATERA BARAT	WEST SUMATERA	-	-	12.00	-	29.58	-	-	41.58
4.	RIAU	RIAU	-	-	-	202.39	459.76	68.80	23.76	754.71
5.	JAMBI	JAMBI	-	-	-	74.13	92.55	2.11	-	168.79
6.	BENGKULU	BENGKULU	-	-	-	-	6.06	-	-	6.06
7.	SUMATERA SELATAN	SOUTH SUMATERA	-	-	-	94.31	242.81	85.69	-	422.81
8.	LAMPUNG	LAMPUNG	-	-	-	-	40.82	-	13.78	54.60
9.	KALIMANTAN BARAT	WEST KALIMANTAN	-	-	-	-	138.80	-	-	138.80
10.	KALIMANTAN TENGAH	CENTRAL KALIMANTAN	-	-	-	-	29.27	6.00	-	35.27
11.	KALIMANTAN SELATAN	SOUTH KALIMANTAN	-	-	67.70	2.20	173.55	86.84	3.20	333.49
12.	KALIMANTAN TIMUR	EAST KALIMANTAN	-	-	34.00	232.13	367.28	139.06	11.60	784.07
13.	SULAWESI UTARA	NORTH SULAWESI	-	-	-	-	34.92	-	-	34.92
14.	SULAWESI TENGAH	CENTRAL SULAWESI	-	-	-	-	1.07	-	-	1.07
15.	SULAWESI TENGGARA	SOUTH EAST SULAWESI	-	7.50	-	-	31.56	-	-	39.06
16.	SULAWESI SELATAN	SOUTH SULAWESI	191.22	42.03	-	69.20	209.64	-	12.38	524.47
17.	MALUKU	MALUKU	-	-	-	-	67.54	-	-	67.54
18.	IRIAN JAYA	IRIAN JAYA	5.60	-	-	-	94.97	-	-	100.57
19.	BALI	BALI	-	-	-	-	57.13	-	-	57.13
20.	NUSA TENGGARA BARAT	WEST NUSA TENGGARA	-	-	161.08	-	64.53	-	-	225.61
21.	NUSA TENGGARA TIMUR	EAST NUSA TENGGARA	-	-	-	-	-	-	-	0.00
	<b>LUAR JAWA</b>	<b>OUTSIDE JAVA</b>	196.82	49.53	274.78	731.02	2,361.34	683.07	189.12	4,485.68
22.	JAWA TIMUR	EAST JAVA	0.04	28.95	-	212.72	515.13	88.09	45.06	889.99
23.	JAWA TENGAH	CENTRAL JAVA	-	-	-	89.60	251.53	-	-	341.13
24.	D.I. JOGYAKARTA	D.I. JOGYAKARTA	-	-	-	-	35.65	-	19.68	55.33
25.	JAWA BARAT	WEST JAVA	157.28	-	141.07	545.88	1,286.69	114.73	-	2,245.65
26.	D.K.I. JAYA	DKI JAYA	-	-	-	-	732.98	-	-	732.98
	<b>JAWA</b>	<b>JAVA</b>	157.32	28.95	141.07	848.20	2,821.98	202.82	64.74	4,265.08
	<b>INDONESIA</b>	<b>INDONESIA</b>	354.14	78.48	415.85	1,579.22	5,183.32	885.89	253.86	8,750.75

\*) sejak tahun 1984 (kumulatif)

\*) Since 1984 (cumulatively)

**TABEL 30**  
**KAPASITAS TERPASANG PEMBANGKIT TENAGA LISTRIK CAPTIVE POWER MENURUT JENIS PEMBANGKIT**  
**YANG TELAH MEMPUNYAI IZIN DI TIAP PROPINSI JANUARI 2000 S/D 31 DESEMBER 2000**  
**CAPTIVE POWER PERMITTED INSTALLED CAPACITY BY TYPE OF POWER PLANT AND PROVINCE FROM JANUARY 2000 UP TO DECEMBER, 31 2**  
**(MW)**

No. Nr.	PROPINSI	PROVINCE	PLTA HYDRO PP	PLTU-M STEAM OIL PP	PLTU-BB STEAM COAL PP	PLTU - G STEAM NATURAL GAS PP	PLTD DIESEL PP	PLTG GAS TURBINE PP	PLTU-LK DENDRO THERMAL PP
1.	D.I ACEH	ACEH	0.00	0.00	0.00	0.00	0.00	0.00	0.00
2.	SUMATERA UTARA	NORTH SUMATERA	0.00	0.00	0.00	0.00	0.00	0.00	0.00
3.	SUMATERA BARAT	WEST SUMATERA	0.00	0.00	0.00	0.00	0.00	0.00	0.00
4.	RIAU	RIAU	0.00	0.00	493.57	0.00	0.00	0.00	0.00
5.	JAMBI	JAMBI	0.00	0.00	0.00	0.00	14.44	0.00	0.00
6.	BENGKULU	BENGKULU	0.00	0.00	0.00	0.00	0.00	0.00	0.00
7.	SUMATERA SELATAN	SOUTH SUMATERA	0.00	0.00	120.00	0.00	39.68	0.00	0.00
8.	LAMPUNG	LAMPUNG	0.00	0.00	0.00	0.00	0.00	0.00	0.00
9.	KALIMANTAN BARAT	WEST KALIMANTAN	0.00	0.00	0.00	0.00	0.00	0.00	0.00
10.	KALIMANTAN TENGAH	CENTRAL KALIMANTAN	0.00	0.00	0.00	0.00	12.23	0.00	0.00
11.	KALIMANTAN SELATAN	SOUTH KALIMANTAN	0.00	0.00	60.00	0.00	40.04	0.00	0.00
12.	KALIMANTAN TIMUR	EAST KALIMANTAN	0.00	0.00	0.00	0.00	20.07	181.08	0.00
13.	SULAWESI UTARA	NORTH SULAWESI	0.00	0.00	0.00	0.00	0.00	0.00	0.00
14.	SULAWESI TENGAH	CENTRAL SULAWESI	0.00	0.00	0.00	0.00	0.00	0.00	0.00
15.	SULAWESI TENGGARA	SOUTH EAST SULAWESI	0.00	0.00	0.00	0.00	66.29	0.00	0.00
16.	SULAWESI SELATAN	SOUTH SULAWESI	0.00	0.00	62.50	0.00	31.15	0.00	0.00
17.	MALUKU	MALUKU	0.00	0.00	0.00	0.00	7.50	0.00	0.00
18.	IRIAN JAYA	IRIAN JAYA	0.00	0.00	0.00	0.00	0.00	0.00	0.00
19.	BALI	BALI	0.00	0.00	0.00	0.00	0.00	0.00	0.00
20.	NUSA TENGGARA BARAT	WEST NUSA TENGGARA	0.00	0.00	0.00	0.00	65.38	0.00	0.00
21.	NUSA TENGGARA TIMUR	EAST NUSA TENGGARA	0.00	0.00	153.22	0.00	0.00	0.00	0.00
	<b>LUAR JAWA</b>	<b>OUTSIDE JAVA</b>	<b>0.00</b>	<b>0.00</b>	<b>889.29</b>	<b>0.00</b>	<b>296.79</b>	<b>181.08</b>	<b>0.00</b>
22.	JAWA TIMUR	EAST JAVA	0.00	0.00	0.00	0.00	28.77	44.93	0.00
23.	JAWA TENGAH	CENTRAL JAVA	0.00	0.00	0.00	0.00	57.06	0.00	0.00
24.	D.I. JOGYAKARTA	D.I. JOGYAKARTA	0.00	0.00	0.00	0.00	0.00	0.00	0.00
25.	JAWA BARAT	WEST JAVA	0.00	0.00	0.00	0.00	492.70	2.13	0.00
26.	D.K.I. JAYA	DKI JAYA	0.00	0.00	0.00	0.00	35.40	0.00	0.00
	<b>JAWA</b>	<b>JAVA</b>	<b>0.00</b>	<b>0.00</b>	<b>0.00</b>	<b>0.00</b>	<b>613.93</b>	<b>47.06</b>	<b>0.00</b>
	<b>INDONESIA</b>	<b>INDONESIA</b>	<b>0.00</b>	<b>0.00</b>	<b>889.29</b>	<b>0.00</b>	<b>910.72</b>	<b>228.13</b>	<b>0.00</b>

'000

<b>JUMLAH TOTAL</b>
0.00
0.00
0.00
493.57
14.44
0.00
159.68
0.00
0.00
12.23
100.04
201.15
0.00
0.00
66.29
93.65
7.50
0.00
0.00
65.38
153.22
<hr/>
<b>1,367.15</b>
73.70
57.06
0.00
494.83
35.40
<hr/>
<b>660.99</b>
<hr/>
<b>2,028.14</b>



**TABEL 40**  
**KAPASITAS TERPASANG PEMBANGKIT TENAGA LISTRIK CAPTIVE POWER MENURUT JENIS PEMBANGKIT**  
**YANG TELAH MEMPUNYAI IZIN DI TIAP PROPINSI S/D 31 DESEMBER 1999 \*)**  
**CAPTIVE POWER PERMITTED INSTALLED CAPACITY BY TYPE OF POWER PLANT AND PROVINCE UPTO DECEMBER,31 1999**  
**(MW)**

No. Nr.	PROPINSI	PROVINCE	PLTA HYDRO PP	PLTU-M STEAM OIL PP	PLTU-BB STEAM COAL PP	PLTU-G STEAM NATURAL GAS PP	PLTD DIESEL PP	PLTG GAS TURBINE PP	PLTU-LK DENDRO THERMAL PP	JUMLAH TOTAL
1.	D.I ACEH	ACEH	-	-	-	56.66	91.21	292.17	40.98	481.02
2.	SUMATERA UTARA	NORTH SUMATERA	541.29	-	-	-	130.85	2.40	83.42	757.96
3.	SUMATERA BARAT	WEST SUMATERA	-	-	12.00	-	29.58	-	-	41.58
4.	RIAU	RIAU	-	-	-	202.39	459.75	68.80	23.76	754.70
5.	JAMBI	JAMBI	-	-	-	74.13	78.11	2.11	-	154.35
6.	BENGKULU	BENGKULU	-	-	-	-	6.06	-	-	6.06
7.	SUMATERA SELATAN	SOUTH SUMATERA	-	-	-	187.38	161.39	85.69	-	434.46
8.	LAMPUNG	LAMPUNG	-	-	-	-	57.07	-	13.78	70.85
9.	KALIMANTAN BARAT	WEST KALIMANTAN	-	-	-	-	138.80	-	-	138.80
10.	KALIMANTAN TENGAH	CENTRAL KALIMANTAN	-	-	-	-	29.27	6.00	-	35.27
11.	KALIMANTAN SELATAN	SOUTH KALIMANTAN	-	7.50	55.00	2.20	156.44	1.30	3.20	225.64
12.	KALIMANTAN TIMUR	EAST KALIMANTAN	-	15.63	-	263.05	373.50	139.06	11.60	802.84
13.	SULAWESI UTARA	NORTH SULAWESI	-	-	-	-	34.92	-	-	34.92
14.	SULAWESI TENGAH	CENTRAL SULAWESI	-	-	-	-	1.07	-	-	1.07
15.	SULAWESI TENGGARA	SOUTH EAST SULAWESI	-	-	-	-	31.56	-	-	31.56
16.	SULAWESI SELATAN	SOUTH SULAWESI	191.22	26.40	-	69.20	209.64	-	12.38	508.84
17.	MALUKU	MALUKU	-	-	-	-	67.54	-	-	67.54
18.	IRIAN JAYA	IRIAN JAYA	5.60	-	-	-	96.30	-	-	101.90
19.	BALI	BALI	-	-	-	-	57.13	-	-	57.13
20.	NUSA TENGGARA BARAT	WEST NUSA TENGGARA	-	-	-	-	65.38	-	-	65.38
21.	NUSA TENGGARA TIMUR	EAST NUSA TENGGARA	-	-	-	-	-	-	-	0.00
	<b>LUAR JAWA</b>	<b>OUTSIDE JAVA</b>	738.11	49.53	67.00	855.01	2,275.57	597.53	189.12	4,771.87
22.	JAWA TIMUR	EAST JAVA	-	28.95	-	235.80	515.12	88.09	45.06	913.02
23.	JAWA TENGAH	CENTRAL JAVA	-	-	-	89.60	218.28	-	-	307.88
24.	D.I. JOGYAKARTA	D.I. JOGYAKARTA	-	-	-	-	35.65	-	19.68	55.33
25.	JAWA BARAT	WEST JAVA	157.28	-	69.20	545.88	1,314.06	114.73	-	2,201.15
26.	D.K.I. JAYA	DKI JAYA	-	-	-	-	759.01	-	-	759.01
	<b>JAWA</b>	<b>JAVA</b>	157.28	28.95	69.20	871.28	2,842.11	202.82	64.74	4,236.38
	<b>INDONESIA</b>	<b>INDONESIA</b>	895.39	78.48	136.20	1,726.29	5,117.68	800.35	253.86	9,008.25

\*) sejak tahun 1984 (kumulatif)  
 \*) since 1984 (cumulatively)

**TABEL 29**  
**KAPASITAS TERPASANG PEMBANGKIT TENAGA LISTRIK CAPTIVE POWER MENURUT JENIS PEMBANGKIT**  
**DI TIAP PROPINSI S/D 31 DESEMBER 2000 \*)**  
**NON PLN (CAPTIVE POWER) INSTALLED CAPACITY BY TYPE OF POWER PLANT AND PROVINCE UP TO DECEMBER, 2000**  
**(MW)**

No. Nr.	PROPINSI	PROVINCE	PLTA HYDRO PP	PLTU-M STEAM OIL PP	PLTU-BB STEAM COAL PP	PLTU-G STEAM NATURAL GAS PP	PLTD DIESEL PP	PLTG GAS TURBINE PP	PLTU-LK DENDRO THERMAL PP	JUMLAH TOTAL
1.	D.I ACEH	ACEH	0.00	0.00	0.00	42.81	113.49	347.24	40.98	544.52
2.	SUMATERA UTARA	NORTH SUMATERA	535.68	0.00	0.16	6.17	167.24	9.25	56.26	774.76
3.	SUMATERA BARAT	WEST SUMATERA	0.84	0.00	12.00	0	50.63	0.00	8.89	72.36
4.	R I A U	RIAU	0.00	78.95	0.00	1090.07	498.94	364.66	57.51	2,090.13
5.	J A M B I	JAMBI	0.00	0.00	0.00	0	101.38	8.92	14.00	124.30
6.	BENGGULU	BENGGULU	0.00	0.00	0.00	0	10.58	0.00	0.00	10.58
7.	SUMATERA SELATAN	SOUTH SUMATERA	0.00	95.06	0.00	21.34	231.41	196.85	10.42	555.08
8.	L A M P U N G	LAMPUNG	0.00	5.18	0.00	0	141.67	71.40	40.08	258.33
9.	KALIMANTAN BARAT	WEST KALIMANTAN	0.00	0.00	0.00	0.18	224.14	0.00	3.60	227.92
10.	KALIMANTAN TENGAH	CENTRAL KALIMANTAN	0.00	4.38	0.00	0	64.58	0.00	6.00	74.96
11.	KALIMANTAN SELATAN	SOUTH KALIMANTAN	0.00	7.50	68.75	0	204.26	85.54	13.10	379.15
12.	KALIMANTAN TIMUR	EAST KALIMANTAN	0.00	20.83	167.08	188.03	345.41	357.82	25.50	1,104.67
13.	SULAWESI UTARA	NORTH SULAWESI	0.00	0.00	0.00	0	39.88	0.00	0.00	39.88
14.	SULAWESI TENGAH	CENTRAL SULAWESI	0.00	0.00	0.00	0	15.38	0.00	0.00	15.38
15.	SULAWESI TENGGARA	SOUTH EAST SULAWESI	0.00	0.00	0.00	0	45.22	0.00	0.00	45.22
16.	SULAWESI SELATAN	SOUTH SULAWESI	477.04	26.40	5.28	0	176.12	0.00	4.30	689.14
17.	M A L U K U	MALUKU	0.00	0.00	0.00	0	200.98	0.00	0.00	200.98
18.	IRIAN JAYA	IRIAN JAYA	5.60	0.00	0.00	4.48	174.91	2.82	0.00	187.81
19.	B A L I	BALI	0.00	0.00	0.00	0	64.53	0.00	0.00	64.53
20.	NUSA TENGGARA BARAT	WEST NUSA TENGGARA	0.00	0.00	0.00	161.08	265.60	0.00	0.00	426.68
21.	NUSA TENGGARA TIMUR	EAST NUSA TENGGARA	0.00	0.00	0.00	0	9.23	0.00	0.00	9.23
	<b>LUAR JAWA</b>	<b>OUTSIDE JAVA</b>	<b>1,019.16</b>	<b>238.30</b>	<b>253.27</b>	<b>1,514.16</b>	<b>3,145.58</b>	<b>1,444.50</b>	<b>280.64</b>	<b>7,895.61</b>
22.	JAWA TIMUR	EAST JAVA	0.00	107.11	0.00	226.39	800.88	221.51	5.88	1,361.77
23.	JAWA TENGAH	CENTRAL JAVA	0.00	74.00	0.00	2	577.36	0.00	7.68	661.04
24.	D.I. JOGYAKARTA	D.I. JOGYAKARTA	0.00	0.00	0.00	0	83.88	0.00	3.84	87.72
25.	JAWA BARAT	WEST JAVA	157.28	2.25	69.20	545.88	2,693.68	539.61	0.00	4,007.90
26.	D.K.I. JAYA	DKI JAYA	0.00	0.00	0.00	0	1,206.10	0.00	0.00	1,206.10
	<b>J A W A</b>	<b>JAVA</b>	<b>157.28</b>	<b>183.36</b>	<b>69.20</b>	<b>774.27</b>	<b>5,361.89</b>	<b>761.12</b>	<b>17.40</b>	<b>7,324.52</b>
	<b>INDONESIA</b>	<b>INDONESIA</b>	<b>1,176.44</b>	<b>421.66</b>	<b>322.47</b>	<b>2,288.43</b>	<b>8,507.47</b>	<b>2,205.62</b>	<b>298.04</b>	<b>15,220.13</b>

\*) Berdasarkan permohonan calon pemegang IUKS

\*) Based on the IUKS Proposals

**TABEL 25**  
**KAPASITAS TERPASANG PEMBANGKIT TENAGA LISTRIK PRIVATE POWER MENURUT JENIS PEMBANGKIT**  
**YANG TELAH MEMPUNYAI IZIN DI TIAP PROPINSI S/D 31 DESEMBER 2000**  
**PRIVATE POWER LEGALIZED INSTALLED CAPACITY BY TYPE OF POWER PLANT AND PROVINCE UP TO DECEMBER, 31 2000**  
**(MW)**

No. Nr.	PROPINSI	PROVINCE	PLTA HYDRO PP	PLTGU-M STEAM OIL PP	PLTGU-G	PLTU-BB STEAM COAL PP	PLTU - G STEAM NATURAL GAS PP	PLTD DIESEL PP	PLTG GAS TURBINE PP	PLTG-M	PLTU-LK DENDRO THERMAL PP	JUMLAH TOTAL
1.	D.I ACEH	ACEH	0.00	0.00	0.00	0.00	0	71.74	70.92	0	0.00	142.66
2.	SUMATERA UTARA	NORTH SUMATERA	0.00	0.00	0.00	0.00	0	0.00	0.00	0	0.00	0.00
3.	SUMATERA BARAT	WEST SUMATERA	0.00	0.00	0.00	0.00	0	0.00	0.00	0	0.00	0.00
4.	RIAU	RIAU	0.00	0.00	6.00	193.61	0	129.23	300.00	40	139.00	807.84
5.	JAMBI	JAMBI	0.00	0.00	0.00	111.00	0	20.33	0.00	0	0.00	131.33
6.	BENGKULU	BENGKULU	0.00	0.00	0.00	0.00	0	0.00	0.00	0	0.00	0.00
7.	SUMATERA SELATAN	SOUTH SUMATERA	0.00	0.00	0.00	0.00	0	0.00	0.00	0	0.00	0.00
8.	LAMPUNG	LAMPUNG	0.00	0.00	0.00	0.00	0	6.18	0.00	0	0.00	6.18
9.	KALIMANTAN BARAT	WEST KALIMANTAN	0.00	0.00	0.00	0.00	0	0.00	0.00	0	0.00	0.00
10.	KALIMANTAN TENGAH	CENTRAL KALIMANTAN	0.00	0.00	0.00	0.00	0	0.00	0.00	0	4.38	4.38
11.	KALIMANTAN SELATAN	SOUTH KALIMANTAN	0.00	0.00	0.00	0.00	0	0.00	0.00	0	4.00	4.00
12.	KALIMANTAN TIMUR	EAST KALIMANTAN	0.00	0.00	0.00	0.00	0	0.00	0.00	0	0.00	0.00
13.	SULAWESI UTARA	NORTH SULAWESI	0.00	0.00	0.00	0.00	0	0.00	0.00	0	0.00	0.00
14.	SULAWESI TENGAH	CENTRAL SULAWESI	0.00	0.00	0.00	0.00	0	0.00	0.00	0	0.00	0.00
15.	SULAWESI TENGGARA	SOUTH EAST SULAWESI	0.00	135.00	0.00	110.00	0	4.17	0.00	0	0.00	249.17
16.	SULAWESI SELATAN	SOUTH SULAWESI	0.00	0.00	0.00	0.00	0	0.00	0.00	0	0.00	0.00
17.	MALUKU	MALUKU	0.00	0.00	0.00	0.00	0	0.32	0.00	0	0.00	0.32
18.	IRIAN JAYA	IRIAN JAYA	5.60	0.00	0.00	0.00	0	114.84	0.00	0	0.00	120.44
19.	BALI	BALI	0.00	0.00	0.00	0.00	0	0.00	0.00	0	0.00	0.00
20.	NUSA TENGGARA BARAT	WEST NUSA TENGGARA	0.00	0.00	0.00	0.00	0	0.00	0.00	0	0.00	0.00
21.	NUSA TENGGARA TIMUR	EAST NUSA TENGGARA	0.00	0.00	0.00	0.00	0	0.00	0.00	0	0.00	0.00
	LUAR JAWA	OUTSIDE JAVA	5.60	135.00	6.00	414.61	0.00	346.81	370.92	40.00	147.38	1,466.32
22.	JAWA TIMUR	EAST JAVA	0.03	0.00	0.00	78.00	70	17.47	53.00	0	0.00	218.50
23.	JAWA TENGAH	CENTRAL JAVA	0.00	0.00	0.00	0.00	0	56.00	0.00	0	0.00	56.00
24.	D.I. JOGJAKARTA	D.I. JOGJAKARTA	0.00	0.00	0.00	0.00	0	0.00	0.00	0	0.00	0.00
25.	JAWA BARAT	WEST JAVA	1.12	0.00	0.00	19.00	317.12	10.74	278.13	0	0.00	626.11
26.	D.K.I. JAYA	DKI JAYA	0.00	0.00	0.00	0.00	0	0.00	0.00	0	0.00	0.00
	JAWA	JAVA	1.15	0.00	0.00	97.00	387.12	84.21	331.13	0.00	0.00	900.61
	INDONESIA	INDONESIA	6.75	135.00	6.00	511.61	387.12	431.03	702.05	40.00	147.38	2,366.94

3\*460

2900

**TABEL 27**  
**KAPASITAS TERPASANG PEMBANGKIT TENAGA LISTRIK PRIVATE POWER MENURUT JENIS PEMBANGKIT**  
**YANG TELAH MEMPUNYAI IZIN DI TIAP PROPINSI S/D 31 DESEMBER 2000**  
**PRIVATE POWER LEGALIZED INSTALLED CAPACITY BY TYPE OF POWER PLANT AND PROVINCE UP TO DECEMBER,31 2000**

No. Nr.	PROPINSI PROVINCE	PLTA HYDRO PP	PLTU-M STEAM OIL PP	PLTU-BB STEAM COAL PP	PLTU - G STEAM NATURAL GAS PP	PLTD DIESEL PP	PLTG GAS TURBINE PP	PLTP GEO THERMAL PP	PLTU-LK DENDRO THERMAL PP	JUMLAH TOTAL	
1.	D.I ACEH	ACEH	0.00	0.00	0.00	0	0.00	0.00	0	0.00	0.00
2.	SUMATERA UTARA	NORTH SUMATERA	0.00	0.00	0.00	0	0.00	0.00	0	0.00	0.00
3.	SUMATERA BARAT	WEST SUMATERA	0.84	0.00	0.00	0	0.00	0.00	0	0.00	0.84
4.	R I A U	RIAU	0.00	0.00	0.00	0	0.00	0.00	0	0.00	0.00
5.	J A M B I	JAMBI	0.00	0.00	0.00	0	0.00	0.00	0	0.00	0.00
6.	BENGGULU	BENGGULU	0.00	0.00	0.00	0	0.00	0.00	0	0.00	0.00
7.	SUMATERA SELATAN	SOUTH SUMATERA	0.00	0.00	0.00	0	0.00	0.00	0	0.00	0.00
8.	L A M P U N G	LAMPUNG	0.00	0.00	0.00	0	6.18	0.00	0	0.00	6.18
9.	KALIMANTAN BARAT	WEST KALIMANTAN	0.00	0.00	0.00	0	0.00	0.00	0	0.00	0.00
10.	KALIMANTAN TENGAH	CENTRAL KALIMANTAN	0.00	0.00	0.00	0	0.00	0.00	0	4.38	4.38
11.	KALIMANTAN SELATAN	SOUTH KALIMANTAN	0.00	0.00	0.00	0	2.00	0.00	0	1.00	3.00
12.	KALIMANTAN TIMUR	EAST KALIMANTAN	0.00	0.00	0.00	0	0.00	0.00	0	0.00	0.00
13.	SULAWESI UTARA	NORTH SULAWESI	0.00	0.00	0.00	0	0.00	0.00	0	0.00	0.00
14.	SULAWESI TENGAH	CENTRAL SULAWESI	0.00	0.00	0.00	0	0.00	0.00	0	0.00	0.00
15.	SULAWESI TENGGARA	SOUTH EAST SULAWESI	0.00	0.00	0.00	0	0.00	0.00	0	0.00	0.00
16.	SULAWESI SELATAN	SOUTH SULAWESI	0.00	0.00	0.00	0	0.00	85.00	0	0.00	85.00
17.	M A L U K U	MALUKU	0.00	0.00	0.00	0	0.32	0.00	0	0.00	0.32
18.	IRIAN JAYA	IRIAN JAYA	5.60	0.00	0.00	0	114.64	0.00	0	0.00	120.24
19.	B A L I	BALI	0.00	0.00	0.00	0	0.00	0.00	0	0.00	0.00
20.	NUSA TENGGARA BARAT	WEST NUSA TENGGARA	0.00	0.00	0.00	0	3.01	0.00	0	0.00	3.01
21.	NUSA TENGGARA TIMUR	EAST NUSA TENGGARA	0.00	0.00	0.00	0	0.00	0.00	0	0.00	0.00
	<b>LUAR JAWA</b>	<b>OUTSIDE JAVA</b>	<b>6.44</b>	<b>0.00</b>	<b>0.00</b>	<b>0.00</b>	<b>126.15</b>	<b>85.00</b>	<b>0.00</b>	<b>5.38</b>	<b>222.97</b>
22.	JAWA TIMUR	EAST JAVA	0.03	0.00	0.00	0	0.00	0.00	0	0.00	0.03
23.	JAWA TENGAH	CENTRAL JAVA	0.00	0.00	0.00	0	26.00	0.00	0	0.00	26.00
24.	D.I. JOGYAKARTA	D.I. JOGYAKARTA	0.00	0.00	0.00	0	0.00	0.00	0	0.00	0.00
25.	JAWA BARAT	WEST JAVA	1.12	0.00	19.00	0	10.74	228.00	165	0.00	423.86
26.	D.K.I. JAYA	DKI JAYA	0.00	0.00	0.00	0	3.12	0.00	0	0.00	3.12
	<b>J A W A</b>	<b>JAVA</b>	<b>1.15</b>	<b>0.00</b>	<b>19.00</b>	<b>0.00</b>	<b>39.86</b>	<b>228.00</b>	<b>165.00</b>	<b>0.00</b>	<b>453.01</b>
	<b>INDONESIA</b>	<b>INDONESIA</b>	<b>7.59</b>	<b>0.00</b>	<b>19.00</b>	<b>0.00</b>	<b>166.01</b>	<b>313.00</b>	<b>165.00</b>	<b>5.38</b>	<b>675.98</b>

TABEL  
 PEMBANGKIT LISTRIK SWASTA YANG BEROPERASI DAN TERDAFTAR  
 POWER LEGALIZED INSTALLED CAPACITY ON GOING  
 (MW)

NO.	JENIS PEMBANGKIT	JUMLAH
1	PLTA	1.96
2	PLTD	208.59
3	PLTU	2,554.00
4	PLTMH	0.03
5	PLTGU Sengkang	285.00
6	PLTU-B	120.00
		3,169.58

24,375.88

TABEL  
 KAPASITAS TERPASANG PEMBANGKIT LISTRIK SWASTA YANG BEROPERASI  
*PRIVATE POWER LEGALIZED INSTALLED CAPACITY C*  
 (MW)

NO.	PERUSAHAAN	JENIS IUPL
1	Anggrek Mekar Sari, PT	Pembangkit
2	Sinar Siwo Mego, Koperasi Listrik Perdesaan (KLP)	Terintegrasi
3	Aneka Tambang, PT	Pembangkit
4	Kaltimex Jaya, PT	Pembangkit
5	Hendra Plywood, PT	Pembangkit
6	Sinar Rinjani, KLP	Terintegrasi
7	Harades, PLTMH	Terintegrasi
8	Samabotuna, KLP	Terintegrasi
9	Sumber Jadi, CV	Terintegrasi
10	Energi Sengkang, PT	Pembangkit
11	Puncak Jaya Power, PT	Pembangkit
12	Cikarang Listrindo, PT	Pembangkit
13	Dian Swastatika Sentosa, PT	Pembangkit
14	Paiton Energy Company	Pembangkit
15	Tata Jabar Sejahtera, PT	Pembangkit
16	Vita Daya Harapan, PT	Pembangkit
17	Wismakarya Prasetya, PT	Pembangkit
18	Menamas Energi, PT	Pembangkit
19	Central Java Power, PT	Pembangkit
		<b>JUMLAH / TOTAL</b>

DAN TELAH MEMPUNYAI IZIN TAHUN 2003  
ON GOING IN 2003

JENIS PEMBANGKIT	JUMLAH
PLTA	0.84
PLTD	0.61
PLTA	1.12
PLTD	26.00
PLTU	4.00 m
PLTD	3.00
PLTMH	0.03
PLTD	0.80
PLTD	0.10
PLTGU Sengkang	135.00
PLTU-B	100.00
PLTGU Cikarang	150.00
PLTD	20.08
PLTU Paiton Swasta I	1,230.00 b
PLTD	42.00
PLTD	56.00
PLTD	60.00
PLTU-B Berau	20.00
PLTU Tanjung Jati B	1,320.00 b
	3,169.58



TABEL  
TERPASANG PEMBANGKIT LISTRIK SWASTA YANG BEROPERASI DAN BELUM MEMPUNYAI I  
PRIVATE POWER INSTALLED CAPACITY ON GOING UP TO 2003  
(MW)

NO.	PERUSAHAAN	JENIS PEMBANGKIT	JUMLAH
1	Perum Jasa Tirta II	PLTA Jatiluhur	165.00
2	Jawa Power, PT	PLTU Paiton Swasta II	1,220.00
3	Makassar Power, PT	PLTD Pare-pare	60.00
4	Unocal Geothermal Indonesia, PT	PLTP Gunung Salak	70.00
5	Amoseas Indonesia, PT	PLTP Darajat	70.00
7	Magma Nusantara Ltd.	PLTP Wayang Windu	220.00
8	Geo Dipa Energi, PT	PLTP Dieng	180.00
9	Geo Dipa Energi, PT	PLTP Patuha	180.00
11	Tenaga Listrik Sibolga, PT	PLTU Sibolga A	200.00
12	Tenaga Listrik Amurang, PT	PLTU Amurang	110.00
13	Astrigita Prasarana, PT	PLTGU Palembang Timur	150.00
14	Bajradaya Sentranusa, PT	PLTA Asahan	180.00
15	Dizamatra Powerindo, PT	PLTP Sibayak	10.00
16	Lakota Trimas Bina Energi, PT	PLTP Kamojang	60.00
17	Yala Teknosa Geothermal, PT	PLTP Cibuni	10.00
18	Unocal North Sumatera Geothermal, Ltd/Parama Nusantara, PT	PLTP Sarulla	330.00
19	Bali Energi, Ltd	PLTP Bedugul	175.10
20	Karaha Bodas, PT	PLTP Karaha Bodas	220.00
21	Daya Listrik Pratama, PT	PLTU Cilegon	400.00
22	Citra Kartika Daya, PT	PLTGU Cilacap	450.00
23	Tanjung Jati Power Company, PT	PLTU Tanjung Jati A	1,320.00
24	HI Power Tubanan, PT	PLTU Tanjung Jati C	1,320.00

	PLTA
Pembelian	613,709 Mwh
PLN	8,472,165 Mwh
	<b>9,085,874 Mwh</b>
	30,696

25	Power Jawa Barat, PT	PLTU Serang	450.00
26	East Java Power Corporation, PT	PLTGU Pasuruan	500.00
			8,050.10

11,219.68

PLTP

3,356,405

2,958,627

**6,315,031**

23,372

**TABEL 37**  
**KAPASITAS TERPASANG PEMBANGKIT TENAGA LISTRIK PRIVATE POWER MENURUT JENIS PEMBANGKIT**  
**YANG TELAH MEMPUNYAI IZIN DI TIAP PROPINSI S/D 31 MARET 1999**  
**PRIVATE POWER LEGALIZED INSTALLED CAPACITY BY TYPE OF POWER PLANT AND PROVINCE UP TO MARCH, 31 1999**  
**(MW)**

No.	PROPINSI	PROVINCE	PLTA HYDRO PP	PLTU-M STEAM OIL PP	PLTU-BB STEAM COAL PP	PLTU - G STEAM NATURAL GAS PP	PLTD DIESEL PP	PLTG-M GAS TURBINE PP	PLTG-G NATURAL GAS TURBINE PP	PLTGU-M COMBINE CYCLE PP	PLTGU-G COMBINE CYCLE PP	PLTP GEO THERMAL PP	PLTU-LK DENDRO THERMAL PP
Nr.													
1.	D.I ACEH	ACEH	0.00	0.00	0.00	0	0.00	0.00	0.00	0.00	0.00	0.00	0.00
2.	SUMATERA UTARA	NORTH SUMATERA	0.00	0.00	0.00	0	0.00	0.00	0.00	0.00	0.00	0.00	0.00
3.	SUMATERA BARAT	WEST SUMATERA	0.84	0.00	0.00	0	0.00	0.00	0.00	0.00	0.00	0.00	0.00
4.	RIAU	RIAU	0.00	0.00	0.00	0	0.00	0.00	0.00	0.00	0.00	0.00	0.00
5.	JAMBI	JAMBI	0.00	0.00	0.00	0	0.00	0.00	0.00	0.00	0.00	0.00	0.00
6.	BENGKULU	BENGKULU	0.00	0.00	0.00	0	0.00	0.00	0.00	0.00	0.00	0.00	0.00
7.	SUMATERA SELATAN	SOUTH SUMATERA	0.00	0.00	0.00	0	0.00	0.00	0.00	0.00	0.00	0.00	0.00
8.	LAMPUNG	LAMPUNG	0.00	0.00	0.00	0	6.19	0.00	0.00	0.00	0.00	0.00	0.00
9.	KALIMANTAN BARAT	WEST KALIMANTAN	0.00	0.00	0.00	0	0.00	0.00	0.00	0.00	0.00	0.00	0.00
10.	KALIMANTAN TENGAH	CENTRAL KALIMANTAN	0.00	0.00	4.38	0	0.00	0.00	0.00	0.00	0.00	0.00	0.00
11.	KALIMANTAN SELATAN	SOUTH KALIMANTAN	0.00	0.00	4.00	0	0.00	0.00	0.00	0.00	0.00	0.00	4.38
12.	KALIMANTAN TIMUR	EAST KALIMANTAN	0.00	0.00	0.00	0	0.00	0.00	0.00	0.00	0.00	0.00	0.00
13.	SULAWESI UTARA	NORTH SULAWESI	0.00	0.00	0.00	0	0.00	0.00	0.00	0.00	0.00	0.00	0.00
14.	SULAWESI TENGAH	CENTRAL SULAWESI	0.00	0.00	0.00	0	0.00	0.00	0.00	0.00	0.00	0.00	0.00
15.	SULAWESI TENGGARA	SOUTH EAST SULAWESI	0.00	0.00	0.00	0	0.00	0.00	0.00	0.00	0.00	0.00	0.00
16.	SULAWESI SELATAN	SOUTH SULAWESI	0.00	0.00	0.00	0	4.17	0.00	0.00	0.00	0.00	0.00	0.00
17.	MALUKU	MALUKU	0.00	0.00	0.00	0	0.36	0.00	0.00	0.00	0.00	0.00	0.00
18.	IRIAN JAYA	IRIAN JAYA	5.60	0.00	0.00	0	114.80	0.00	0.00	0.00	0.00	0.00	0.00
19.	BALI	BALI	0.00	0.00	0.00	0	75.82	125.45	0.00	0.00	0.00	0.00	0.00
20.	NUSA TENGGARA BARAT	WEST NUSA TENGGARA	0.00	0.00	0.00	0	3.01	0.00	0.00	0.00	0.00	0.00	0.00
21.	NUSA TENGGARA TIMUR	EAST NUSA TENGGARA	0.00	0.00	0.00	0	0.00	0.00	0.00	0.00	0.00	0.00	0.00
22.	TIMOR TIMUR	EAST TIMOR	0.00	0.00	0.00	0	0.00	0.00	0.00	0.00	0.00	0.00	0.00
	<b>LUAR JAWA</b>	<b>OUTSIDE JAVA</b>	<b>6.44</b>	<b>0.00</b>	<b>8.38</b>	<b>0.00</b>	<b>204.35</b>	<b>125.45</b>	<b>0.00</b>	<b>0.00</b>	<b>0.00</b>	<b>0.00</b>	<b>4.38</b>
23.	JAWA TIMUR	EAST JAVA	484.92	350.00	800.00	0	0.00	101.75	0.00	2,486.78	0.00	0.00	0.00
24.	JAWA TENGAH	CENTRAL JAVA	305.09	300.00	0.00	0	82.00	110.00	0.00	679.95	0.00	0.00	0.00
25.	D.I. JOGYAKARTA	D.I. JOGYAKARTA	0.00	0.00	0.00	0	0.00	0.00	0.00	0.00	0.00	0.00	0.00
26.	JAWA BARAT	WEST JAVA	1,800.80	0.00	3,419.00	317.12	10.74	0.00	339.08	1,095.00	0.00	305.00	0.00
27.	D.K.I. JAYA	DKI JAYA	0.00	400.00	0.00	800.00	16.08	72.10	195.20	508.58	1,180.00	0.00	0.00
	<b>JAWA</b>	<b>JAVA</b>	<b>2,590.81</b>	<b>1,050.00</b>	<b>4,219.00</b>	<b>1,117.12</b>	<b>108.82</b>	<b>283.85</b>	<b>534.28</b>	<b>4,770.31</b>	<b>1,180.00</b>	<b>305.00</b>	<b>0.00</b>
	<b>INDONESIA</b>	<b>INDONESIA</b>	<b>2,597.25</b>	<b>1,050.00</b>	<b>4,227.38</b>	<b>1,117.12</b>	<b>313.17</b>	<b>409.30</b>	<b>534.28</b>	<b>4,770.31</b>	<b>1,180.00</b>	<b>305.00</b>	<b>4.38</b>

<b>JUMLAH TOTAL</b>	
0.00	
0.00	
0.84	
0.00	3*460
0.00	
0.00	2900
0.00	
6.19	
0.00	
4.38	
8.38	
0.00	
0.00	
0.00	
0.00	
4.17	
0.36	
120.40	
201.27	
3.01	
0.00	
0.00	
0.00	
<b>348.99</b>	
0.00	
4,223.45	
1,477.04	
0.00	
7,286.74	
3,171.96	
0.00	
<b>16,159.19</b>	
<b>16,508.19</b>	